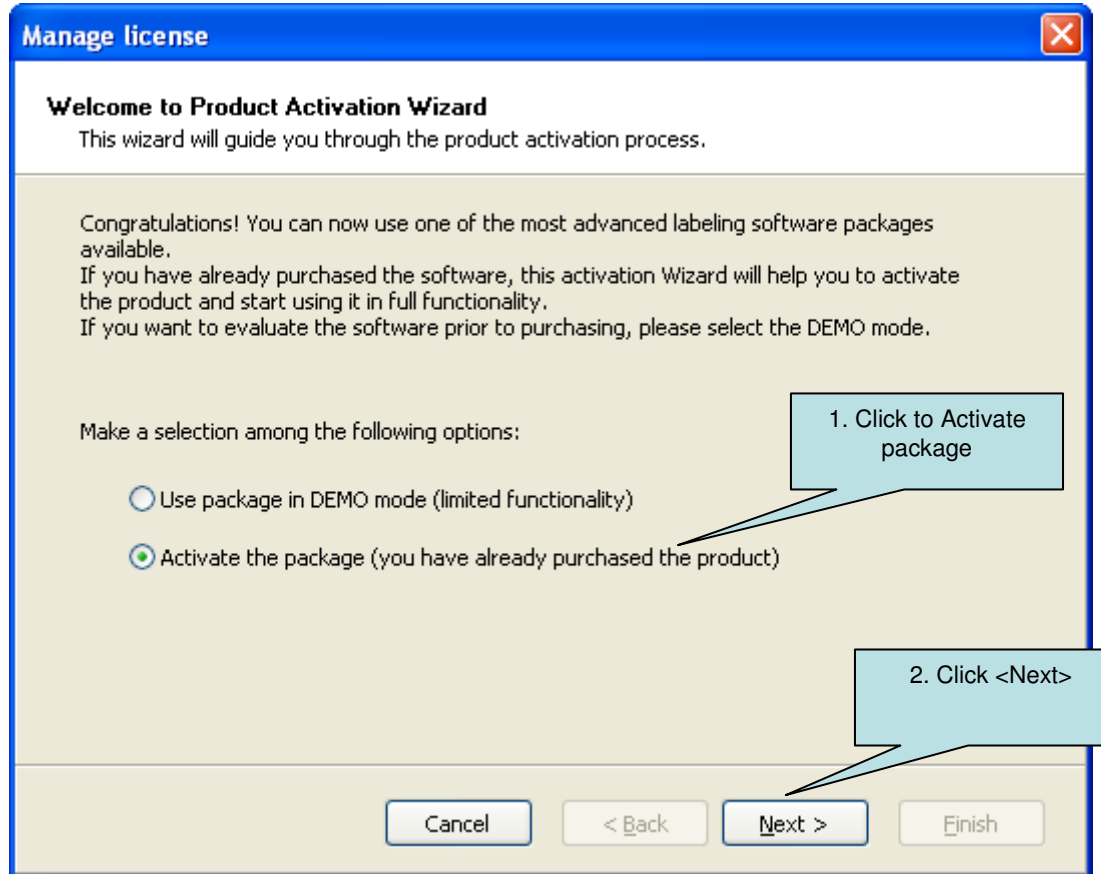


Label Gallery Software Key Activation Steps (on PC with Internet Access)



Label Gallery Software Key Activation Steps (on PC with Internet Access)



Manage license

Welcome to Product Activation Wizard
This wizard will guide you through the product activation process.

Product has not yet been activated or no valid licenses could be found. Please follow this Activation Wizard to activate your copy of product or troubleshoot your active license.

Please choose product activation method:

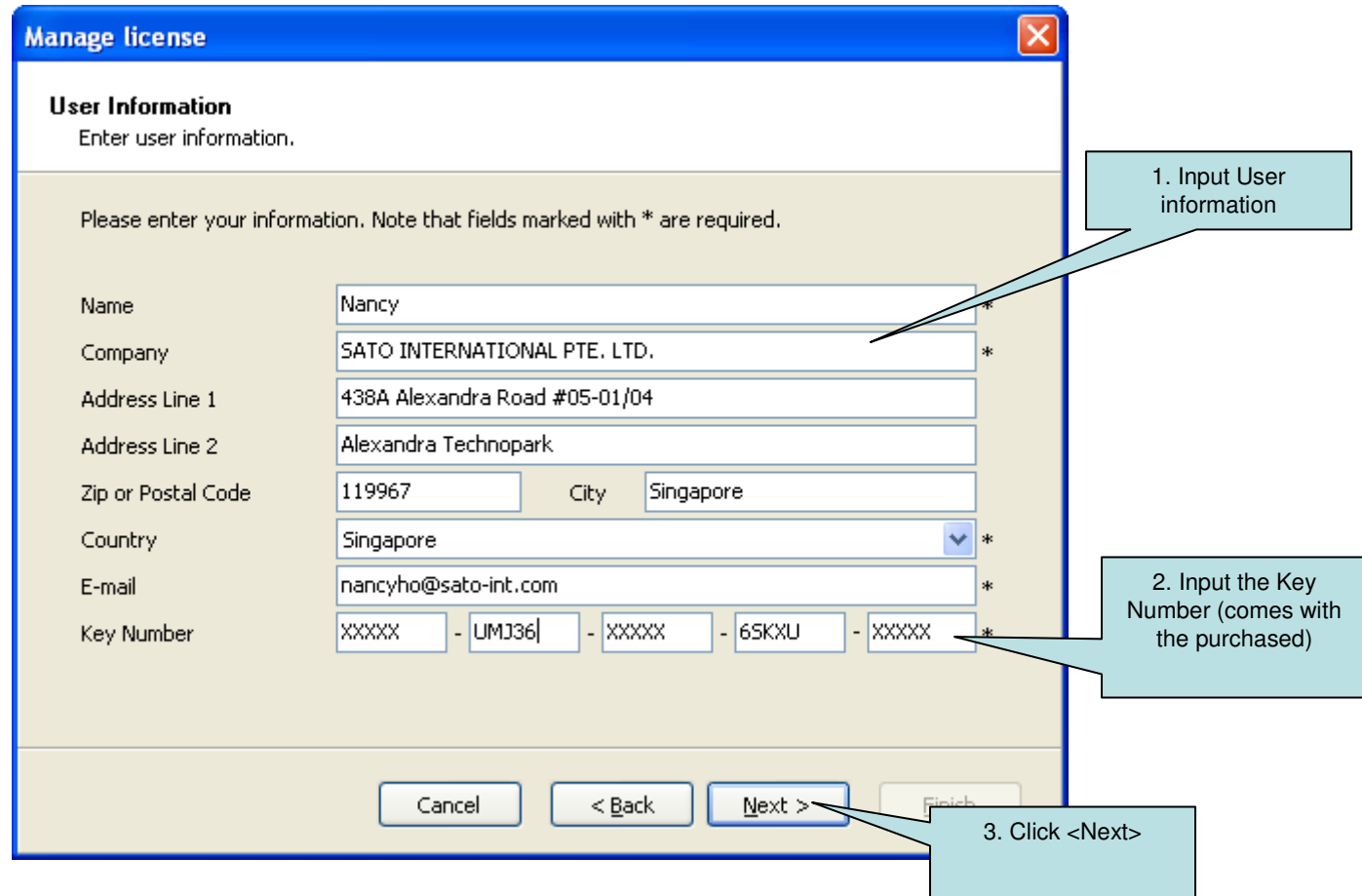
- Hardware Key
- Single User Software Key
- Network Software Key

1. Click "Single User Software Key"

2. Click <Next>

Cancel < Back Next > Finish

Label Gallery Software Key Activation Steps (on PC with Internet Access)



Manage license

User Information
Enter user information.

Please enter your information. Note that fields marked with * are required.

Name	Nancy				*
Company	SATO INTERNATIONAL PTE. LTD.				*
Address Line 1	438A Alexandra Road #05-01/04				
Address Line 2	Alexandra Technopark				
Zip or Postal Code	119967	City	Singapore		
Country	Singapore				*
E-mail	nancyho@sato-int.com				*
Key Number	XXXXX	- UMJ36	- XXXXX	- 6SKXU	- XXXXX *

Buttons: Cancel, < Back, Next >, Finish

1. Input User information

2. Input the Key Number (comes with the purchased)

3. Click <Next>

Label Gallery Software Key Activation Steps (on PC with Internet Access)



Manage license

Activation Code
Enter activation code.

Please enter software activation code. You can save activation data into file by pressing button save.

Key Number
XXXXXX UMJ36 XXXXXX 6SKXU XXXXXX

Registration Number
XXXXXX LGBWR XXXXXX KVJ6N XXXXXX

Activation Code
| | | | |

If your computer is connected to the internet, you can select the automatic activation link.

Activation Code can also be acquired through the publisher's Activation Web page

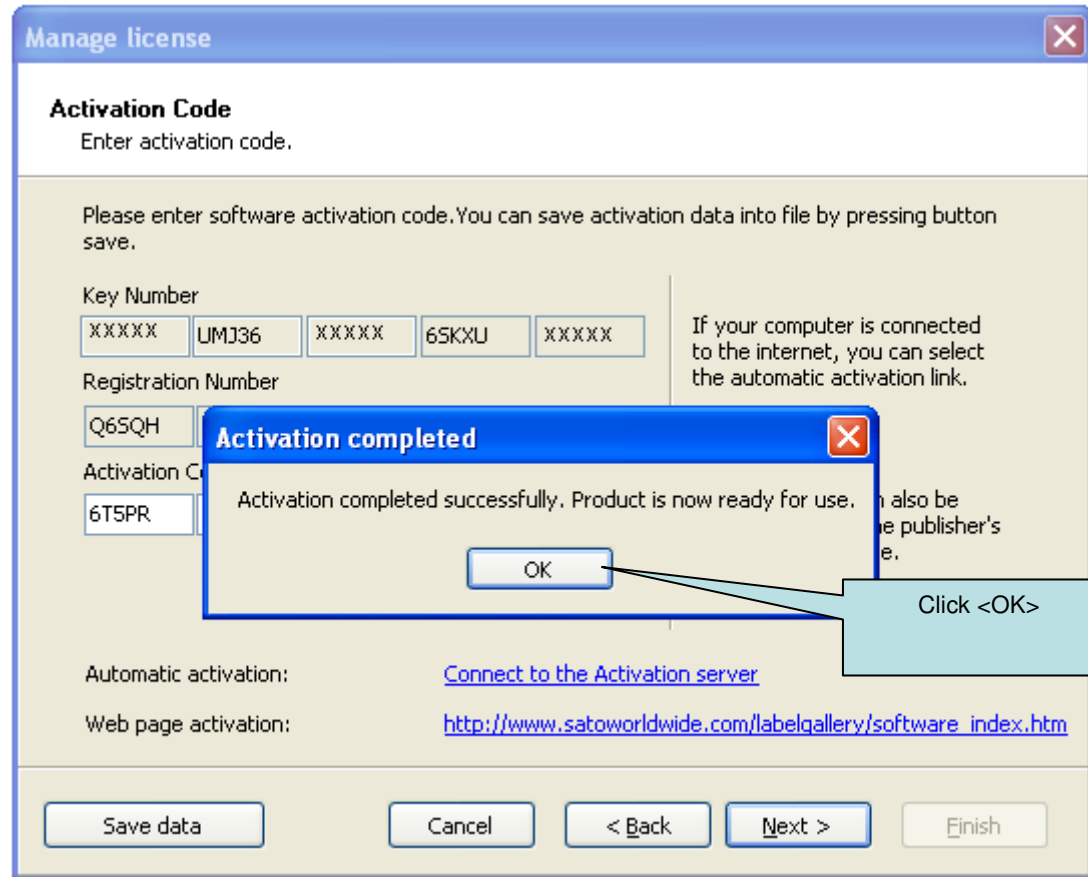
Automatic activation: [Connect to the Activation server](#)

Web page activation: http://www.satoworldwide.com/labelgallery/software_index.htm

Click here to get Activation code automatically

Save data Cancel < Back Next > Finish

Label Gallery Software Key Activation Steps (on PC with Internet Access)



Manage license

Activation Code
Enter activation code.

Please enter software activation code. You can save activation data into file by pressing button save.

Key Number
XXXXX UMJ36 XXXXX 65KXU XXXXX

Registration Number
Q65QH

Activation Code
6T5PR

If your computer is connected to the internet, you can select the automatic activation link.

Activation completed
Activation completed successfully. Product is now ready for use.

OK

Click <OK>

Automatic activation: [Connect to the Activation server](#)

Web page activation: http://www.satoworldwide.com/labelgallery/software_index.htm

Save data Cancel < Back Next > Finish

Label Gallery Software Key Activation Steps (on PC with Internet Access)



Manage license

License information
License information

Software key license information:

Name	Value
Product:	LabelGallery
License Level:	True Pro
License Type:	Software Key
Key Number:	XXXXX-XXXXX-XXXXX-XXXXX-XXXXX
Version:	3.x

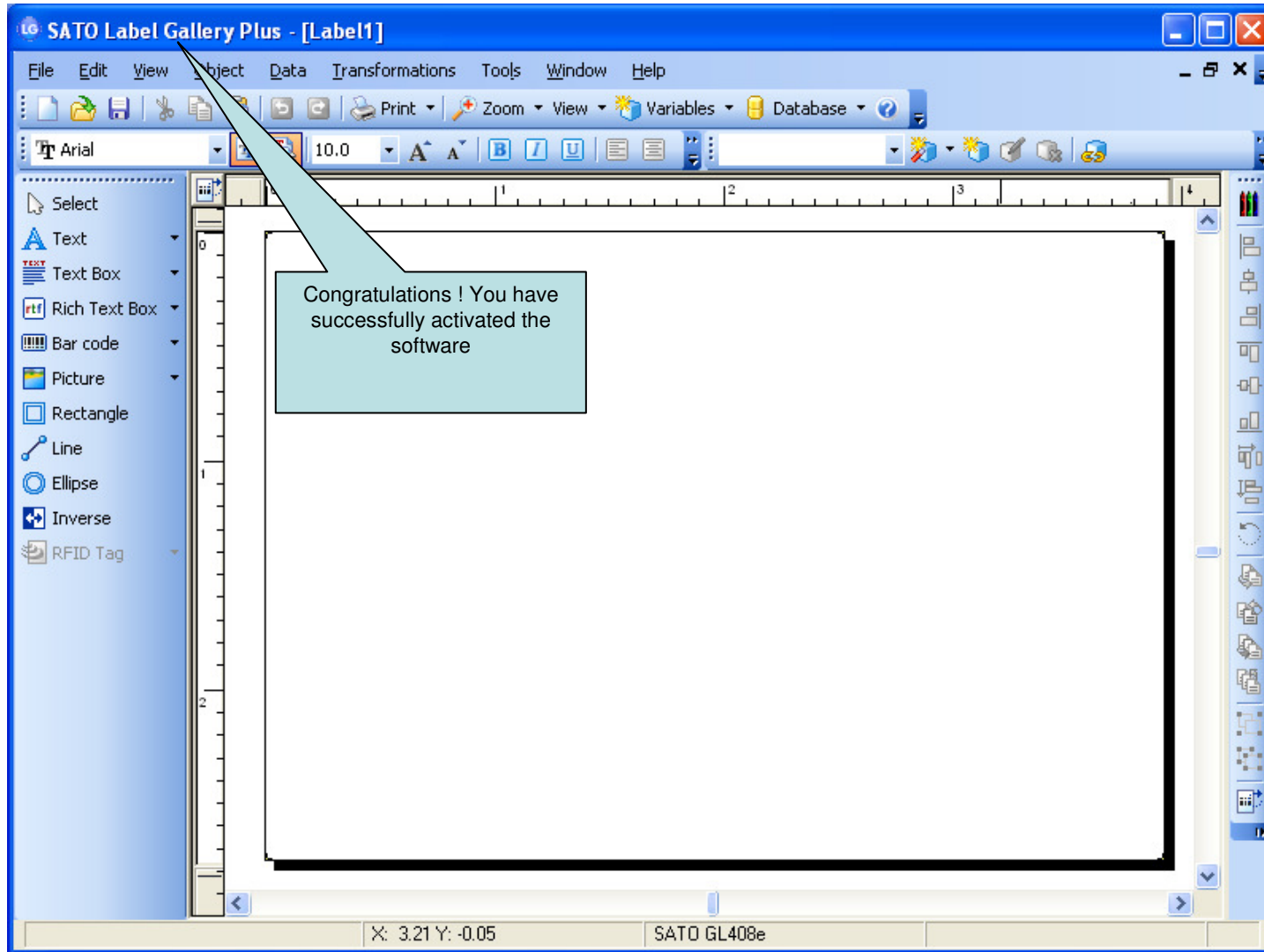
If you would like to manage the current software key license, the wizard will assist you with the license management process.

Manage current software key license

Cancel < Back Next > Finish

Click <Finish>

Label Gallery Software Key Activation Steps (on PC with Internet Access)





The End