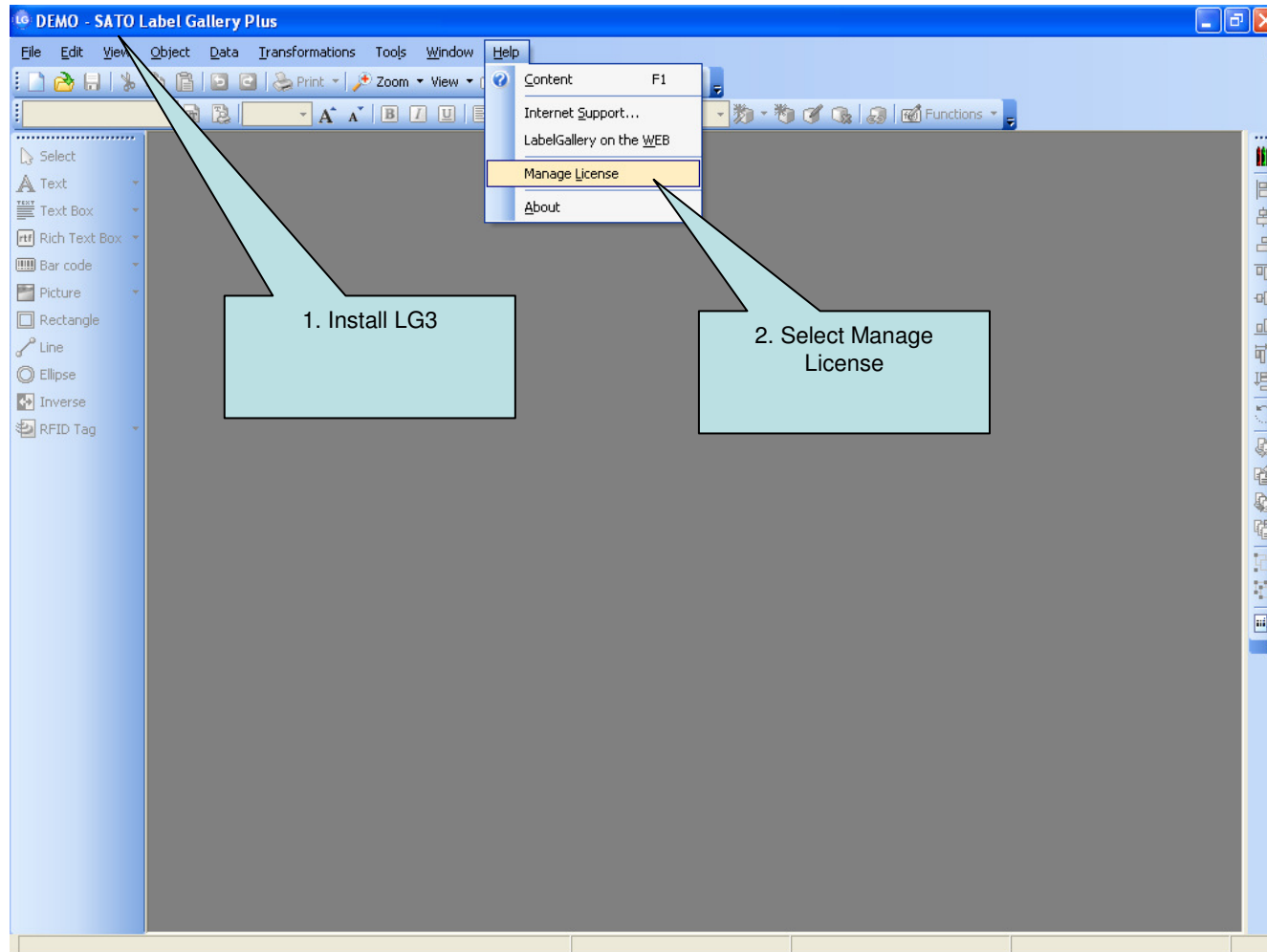


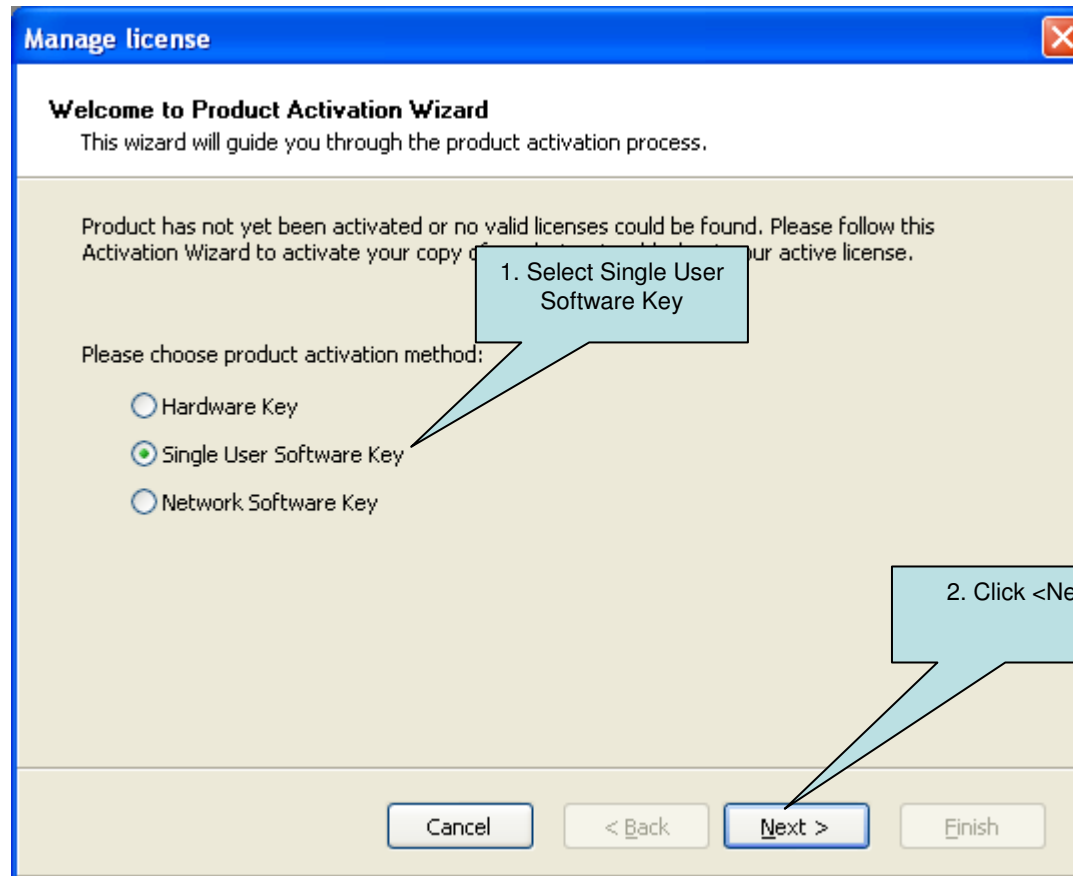


# Software Key Upgrade Steps (PC with Internet Access)





# Software Key Upgrade Steps (PC with Internet Access)





# Software Key Upgrade Steps (PC with Internet Access)

**Manage license** [Close]

**User Information**  
Enter user information.

Please enter your information. Note that fields marked with \* are required.

Name	Nancy Ho				
Company	SATO INTERNATIONAL PTE LTD				
Address Line 1					
Address Line 2					
Zip or Postal Code		City			
Country	Singapore				*
E-mail	nancyho@sato-int.com				
Key Number	TC5AA	- XXXXX	- UHQSD	- XXXXX	- 52VNP *

Buttons: Cancel, < Back, Next >, Finish

1. Input the Software Key Upgrade license that you have purchased

2. Click <Next>



# Software Key Upgrade Steps (PC with Internet Access)

**Manage license**

**Old Key Number**  
Enter Old Key Number

Please enter old key number and upgrade activation code. You can save by pressing button save.

Old Key Number  
XXXXX-XXXXX-XXXXX-XXXXX-XXXXX

Upgrade Key Number  
TC5AA >0000< >0000< >0000< 52VNP

Registration Number  
3MK43 >0000< >0000< >0000< DGE72

Activation Code  
[ ] [ ] [ ] [ ] [ ]

Automatic activation: [Connect to the Activation server](#)

Web page activation: [http://www.satoworldwide.com/labelgallery/upgrade\\_activation\\_in](http://www.satoworldwide.com/labelgallery/upgrade_activation_in)

Buttons: Save data, Cancel, < Back, Next >, Finish

1. Input the old Software Key license that you are currently using.

If your computer is connected to the internet, you can select the automatic activation link.

2. Click here to obtain Activation Code automatically

Activation Code can also be acquired through the public Activation Web page.



# Software Key Upgrade Steps

**Manage license**

**Upgrade code**  
Enter upgrade code.

Please enter upgrade key number and upgrade activation code. You can save activation data into file by pressing button save.

Old Key Number  
XXXXXXXX-XXXXXXXX-XXXXXXXX-XXXXXXXX-XXXXXX

Upgrade Key Number  
TC5AA UA

Registration Number  
3MK43 650

Activation Code  
G3JJY XC

If your computer is connected to the internet, you can select the automatic activation link.

Automatic activation: [Connect to the Activation server](#)

Web page activation: [http://www.satoworldwide.com/labelgallery/upgrade\\_activation\\_in](http://www.satoworldwide.com/labelgallery/upgrade_activation_in)

Save data Cancel < Back Next > Finish

**Upgrade completed**

Upgrade completed successfully. Product is now ready for use.

OK

Click <OK>



# Software Key Upgrade Steps (PC with Internet Access)

**Manage license**

**License information**  
Hardware key license information

Hardware key license information:

Name	Value
Product:	LabelGallery
License Level:	True Pro
License Type:	Software Key
Key Number:	XXXXX-XXXXX-XXXXX-XXXXX-XXXXX
Version:	3.x

If you want to manage current hardware key license, the wizard will assist you with the license management process.

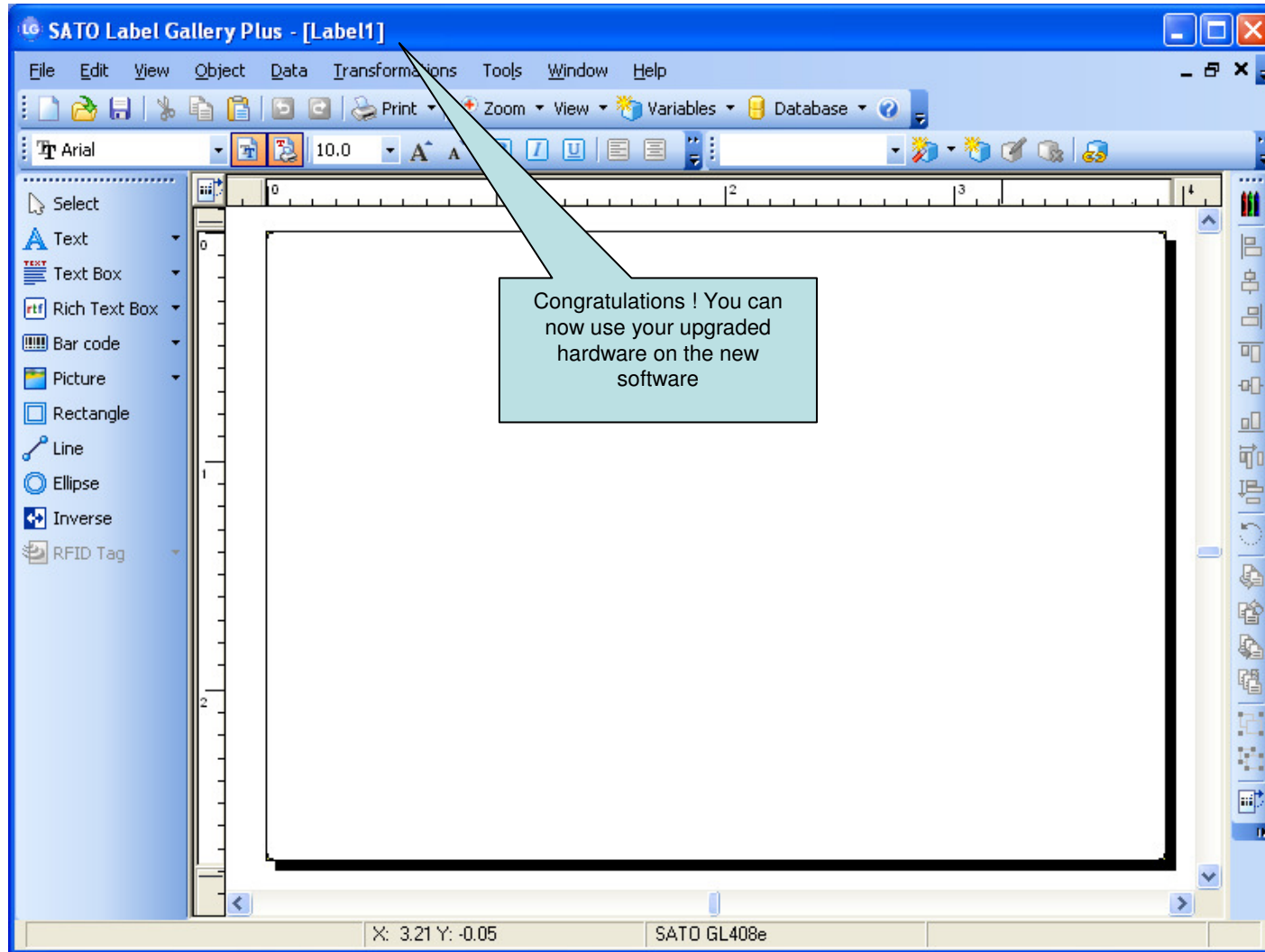
Manage current hardware key license

1. Congratulations ! You have successfully upgraded your hardware key

2. Click <Finish>



# Software Key Upgrade Steps (PC with Internet Access)





# The End