

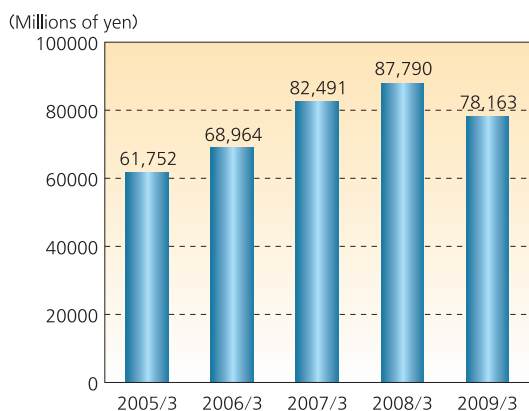
# Overview of SATO

## A Company Summary (as of 31 March 2009)

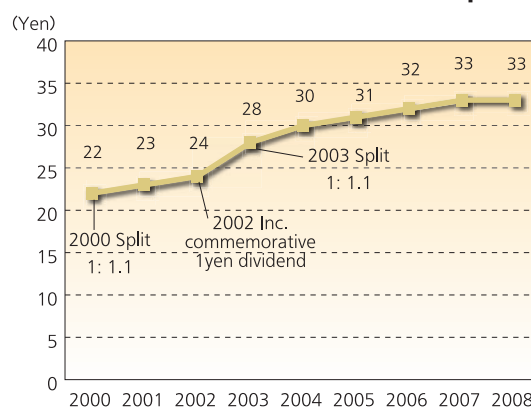
Name	SATO CORPORATION	Consolidated Staff	3,613
Address	21-3, Ebisu 1-chome, Shibuya-ku, Tokyo 150-0013, Japan	Consolidated Sales	78,163 million yen
Established	1940	Consolidated Subsidiary Companies	29 (5 in Japan, 24 Overseas)
Incorporated	16 May 1951		
Capital	6,331 million yen		



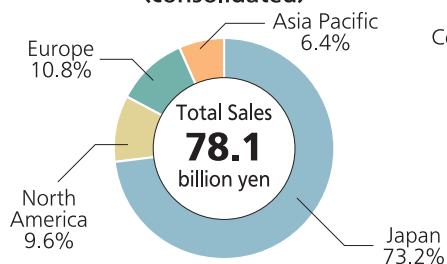
Trends in Sales (consolidated)



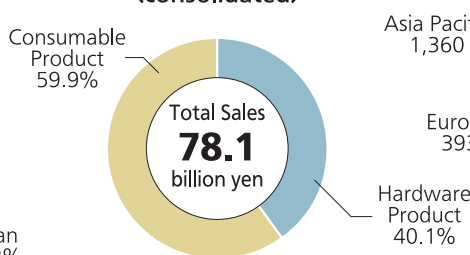
Trends in Dividends and Splits



Sales by Region (consolidated)



Sales by Product Segment (consolidated)



Consolidated Staff Numbers by Region

