

# Overview of SATO

## A Company Summary (as of 31 March 2007)

**Name** : SATO CORPORATION

**Head** : 21-3, 1-chome Ebisu, Shibuya-ku, Tokyo,

**Office** 150-0013, Japan

**Started** : 1940

**Founded** : 16 May 1951

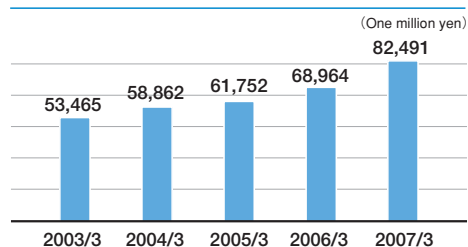
**Capital** : 6.3 billion JPY

**Consolidated staff** : 3,330

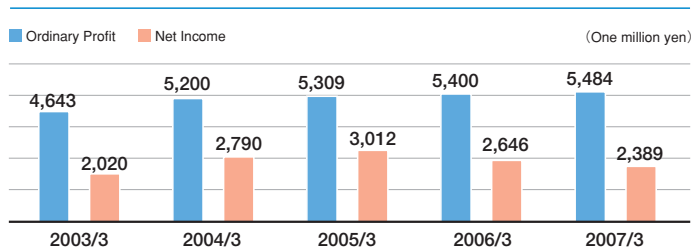
**Consolidated sales** : 82.4 billion JPY

**Consolidated subsidiary companies** : 26 (4 in Japan, 22 overseas)

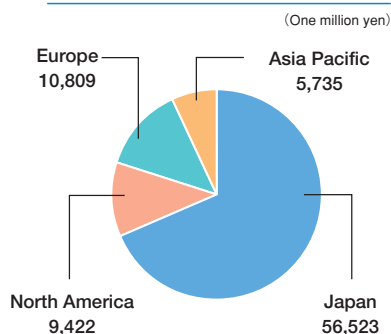
**Trends in Sales(consolidated)**



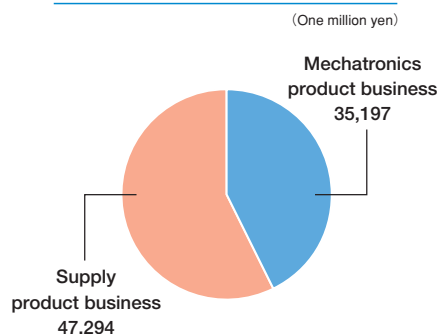
**Trends in Ordinary Profit and Net Income (consolidated)**



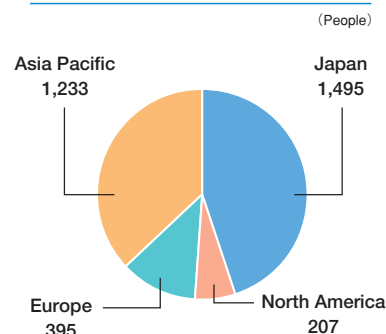
**Sales by Area (consolidated)**



**Sales by Segment (consolidated)**



**Staff Numbers by Region**



## Editorial Footnote

This is now the third CSR Report we have published to secure the most widespread understanding of SATO's thinking and intentions. This time, the cover design was solicited and selected from among those submitted by company staff. The image the designer sought to express was SATO's unselfconscious attention to detail. Rather than looking "smart," we look for sincerity, and we have tried to create a CSR Report that gives a true insight into the character of our people.

SATO will continue to trace the virtuous circle of contributions and returns among shareholders, society, the company, and its staff, contributing to society through its main business. We would be happy to think that this report has increased understanding of the CSR at which SATO aims.

The staff of Public Relations & CSR Dept.